

# Knife Gate Valve

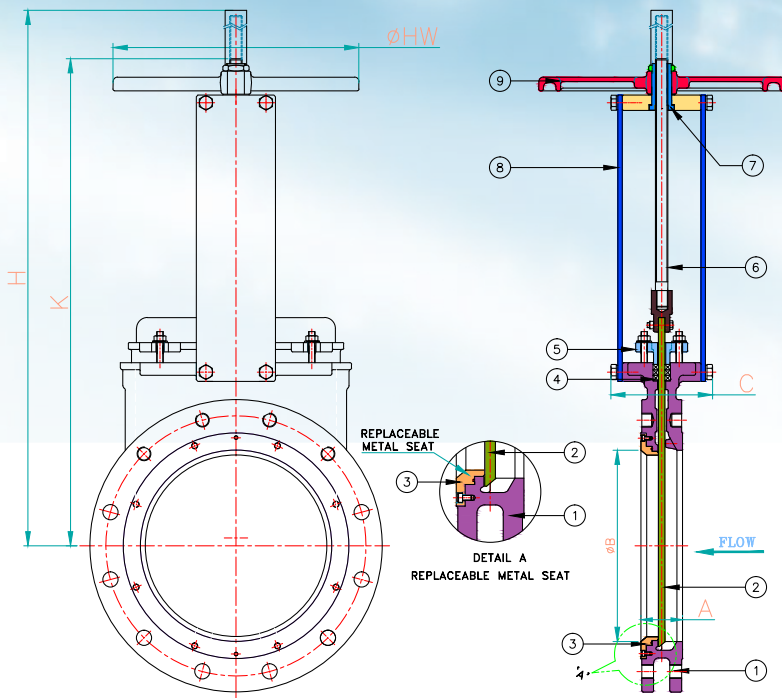
**R&D**  
**MULTIPLES**  
An ISO 9001 Certified Company



The R&D Multiple's KGVs offers an unparalleled combination of features, workmanship, quality as well as cost-effectiveness. Special metallurgy for specific duties to ensure corrosion/ abrasion & wear resistance, special treatments on gate surfaces, metal reinforced rubber seats & low friction long life secondary seals ensure that our valves are best suited for even for the most arduous applications. For any of your requirements, rely on this reliable & trustworthy valve for prolonged trouble-free service.



# METAL SEATED, FLANGE TYPE, UNI-DIRECTIONAL KNIFE GATE VALVE (RDK1)



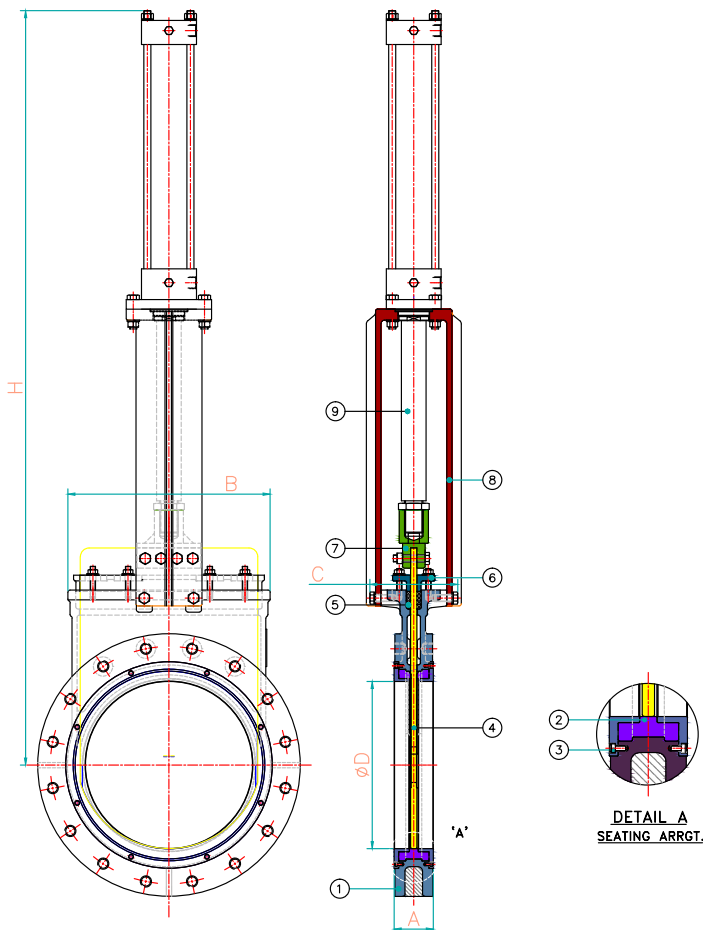
## SPECIFICATIONS

NO.	PART NAME	MATERIAL
1	VALVE BODY	D.I. GR.SG500/7, WCB, CF8M, DUPLEX SS:UNS S42205
2	KNIFE GATE	ASTM A240 TYPE 304/316, UNS S31803 GR.2205
3	SEAT RING	D.I./CF8/CF8M, UNS S31803 GR.2205
4	GLAND PACKING	SYNTHETIC YARN WITH PTFE, GRAPHITED YARN
5	GLAND	D.I. GR.SG500/7, WCB, Cf8/ CF8M, DUPLEX SS:UNS S32205
6	STEM	ASTM A276 TYPE 410/304/316/431
7	YOKE SLEEVE	BRONZE IS 318 GR. LTB 2/HT BRASS
8	BRACKET	STEEL EPOXY COATED
9	HANDWHEEL	DUCTILE IRON/MILD STEEL FABRICATED

## DIMENSIONS (mm)

DN (mm)	ØB	A	C	K	H	ØHW
50	50	48	100	281	420	225
80	75	51	100	328	470	225
100	95	51	100	373	519	225
125	118	57	100	420	613	225
150	142	57	100	449	642	225
200	190	70	122	579	820	310
250	235	70	122	645	986	310
300	280	76	122	732	1071	410
350	315	76	193	811	1245	410
400	370	89	193	891	1475	410
450	400	89	197	1034	1510	550
500	450	114	197	1128	1617	550
600	525	114	197	1265	1883	550

# BI-DIRECTIONAL DOUBLE FLANGED KNIFE GATE VALVE (VIEW WITH HYD. CYLINDER TYPICAL) (RDK2)



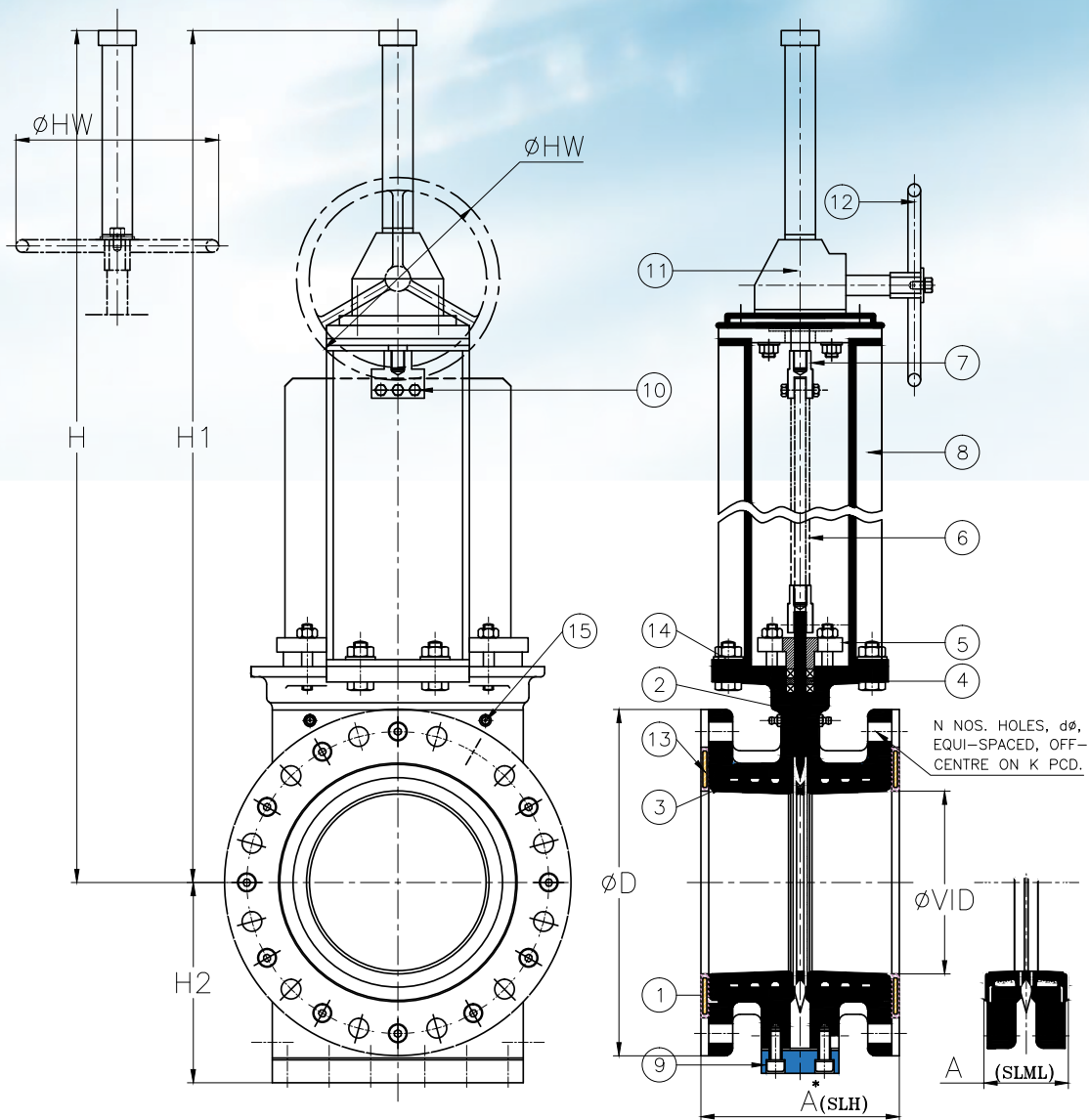
## SPECIFICATIONS

NO.	PART NAME	MATERIAL
1	VALVE BODY	ASTM A536 GR.65-45-12, ASTM A216 GR.WCB, ASTM A351 GR.CF8/CF8M/CF3/CF3M/UNS-S32205
2	SEAT	NBR / EPDM / VITON / POLYURETHANE
3	SEAT SLEEVE	ASTM A351 GR.CF8 / CF8M / Cf3 / CF3M / UNS-S32205
4	GATE	ASTM-A240 GR.304/ 316/ 304L/ 316L, ASTM-B674/ 677 TP904L
5	PACKING	SYNTHETIC YARN WITH PTFE/GRAPHITED YARN
6	GLAND	ASTM A536 GR.65-45-12, ASTM A216 GR.WCB, ASTM A351 GR.CF8/CF8M/CF3/CF3M/UNS-S32205
7	CONNECTOR	ASTM A240 GR. 304/316/ASTM B 674/677 TP904L
8	BRACKET	ASTM A351 GR. Cf8/ ASTM A216 GR WCB/ M.S. FABRICATED
9	CYLINDER	STANDARD

## DIMENSIONS (mm)

DN (mm)	ØD	A	B	C	H
50	50	48	128	105	412
80	75	51	160	105	492
100	95	51	180	115	560
125	118	57	190	115	647
150	142	57	225	115	723
200	190	70	270	140	907
250	235	70	350	140	1065
300	280	76	380	140	1233
350	315	76	415	215	1328
400	370	89	475	215	1475
450	400	89	505	265	1644
500	450	114	575	270	1755
600	525	114	650	270	2028

# RESILIENT SEATED HEAVY DUTY KNIFE GATE VALVE (RDK3/RDK4)



VALVE SIZE (mm)	A*		H	H1	H2	FLANGE DIMENSIONS				BODY BORE VID	Ø HW
	RDK3	RDK4				ØD OD	ØK PCD	ØR R.F.	N - NOS X dØ		
50	-	-	-	-	-	-	-	-	-	-	-
80	175	64	550	610	120	190	152.5	127	16x31.8Ø	69	400
100	175	64	600	655	160	230	190.5	157.5	12x25.4Ø	92	400
150	178	70	760	815	185	280	241.5	216	16x31.8Ø	138	400
200	184	83	880	920	215	345	298.5	270	12x25.4Ø	180	500
250	226	83	1050	1100	230	405	362	324	16x31.8Ø	228	500
300	257	89	-	1210	290	485	432	381	16x31.8Ø	273	600
350	257	92	-	1360	320	535	476	413	12x25.4Ø	300	600
400	279	106	-	1480	340	600	540	470	12x25.4Ø	343	600
450	311	106	-	1710	360	635	578	533	16x31.8Ø	386	600
500	359	132	-	1880	400	700	635	584.5	16x31.8Ø	430	600
600	372	132	-	2250	460	815	749.5	692.5	16x31.8Ø	517	600

## OPTIONAL EXTRA & NOTES:

- Materials of body, gate, seam: 316SS / Duplex SS / hard chrome on gate
- Materials of rubber sleeves: EPDM / Nitrile / Natural / Polyurethane.
- Materials of stuffing box packings: PTFE/ EPDM. Scraper: PTFE/ UHMWPE.
- Drive mechanism options: Manual: Handwheel / bevel gear box. electrical actuator / pneumatic cylinder / hydraulic cylinder.
- Flushing arrgt. with guard at bottom.
- Load spread rings (LDR) or flange faces.
- For LSR, Pl. add 12mm to 'A' for sizes up to 300NB & add 200mm for Larger sizes.
- Provide 6-12mm extra gap over ('A' + LSR Dimn.) for ease of installation.

## NOTES:-

- Hydrostatic Seat Test :- 2.8 kg/cm. Sq. / (1.1 x Max. W.P.)
- Hydrostatic Body Test :- 1.5 x Max. W.P.
- Holes in the lugs on valve body will be tapped blind wherever required.

NO.	PART NAME	MATERIAL
1	Valve Body	SS. ASTM - A351 GR.CF8M/ A216 GR.WCB
2	Knife Gate	DUPLEX S.S. GR. 2507/ SS GR.316
3	Seat Sleeve	RUBBER WITH METAL REINF. (EPDM/PU/NITRILE)
4	Secondary Seal	PTFE IMPREG. SYNTH. FIBRE & EPDM
5	Gland	SS. ASTM-A351 GR.CF8M/ A216 GR. WCB
6	Stem	S.S. BS 970 GR. 304/ 316/431
7	Connector	NI-AL BRONZE/ HT BRASS
8	Yoke	EPOXY - COATED CARBON STEEL
9	Bottom Cover	S.S. ASTM - A351 GR.CF8M/ A216 GR.WCB
10	Pin for Connector	S.S. BS 970 GR. 304/ 316/ 431
11	Bevel Gearbox	AUMA MAKE/ EQ.
12	Hand-Wheel	EPOXY COATED STEEL/ DUCTILE IRON
13	Sleeve Retainer	STEEL + NATURAL RUBBER ENCAPSULATION
14	Gate Scraper	UHMWPE / PTFE
15	Greaser	STAINLESS STEEL AISI 304 / 316

**All dimensions are in mm unless otherwise specified**

### Salient Features:

- Wide availability of sizes / MOC / Pr. ratings / accessories : (50 mm to 4000 mm. (standard & custom-built models)
- Resilient or metal to metal seating (Integral & non-integral : replaceable)
- Standard bore & full bore,
- Bonneted / bonnet-less constructions
- Drive options: Manual (hand-wheel/ gearbox), actuator (pneumatic/ electrical) & hydraulic.
- Pressure ratings: Low, PN1, PN1.6 & more as per models & sizes.
- Face-face distance: BS EN558 / ASME B16.10
- Wafer, lug wafer, double flanged mounting
- Split / monolithic body configurations,
- Rising & non-rising stem constructions.
- Rectangular / cylindrical stuffing boxes
- Many optional materials of construction for trim & shell parts.
- Optional accessories: Flushing ports for the valve chest, indicator arrangement, deflector cone, splash guard at bottom etc.
- Reference standard specification: MSS SP81/ AWWA C520.

### Special Features:

Our KGV's are designed & built for specific application segments. The basic constructional features, materials of construction for shell & trim, valve body types, mounting arrangement, uni-directional/ bi-directional seats, drop-tight seats, integral/ replaceable seats, range of sizes & pressure ratings & drive options are modularly designed & can be conveniently chosen.

The above philosophy offers the choice of: Low Torque, low emission, low pressure drop, drop-tight seats suitable for the fluid handled & application desired.

### APPLICATIONS :

- Water & waste-water
- Chemicals: Solid & Viscous, Powders & Granular matter.
- Paper & pulp
- Ash handling
- Mining: Tailing & Slurry Pipelines



### R&D MULTIPLES (METAL-CAST) PVT. LTD.

Head Office : 106, United Industrial Estate, Mogul Lane,  
Mahim, Mumbai 400 016, Maharashtra, India.  
Tel : +91-22-4004 4425/26/27/28/29

Plant 1 : A-1/17, GIDC, Pardi - 396 125,  
District Valsad, Gujarat.

Plant 2 : Survey No. 304, Village Balda,  
Pardi - 396 125, District Valsad, Gujarat.

Engineering Division Office : C2-403, Saudamini Complex,  
Srl. No. 101/1, Bhusari Colony, Paud Road, Kothrud, Pune 411 038, India.

E-mail : mumbai@rdmultiples.com



To contact us, scan QR

Authorised Agent